

RANGER ST

SUBMERSIBLE PUMPS IN STAINLESS STEEL



VORTEX

- Filthy water
- Domestic use
- Civil use
- Industrial use



PERFORMANCE RANGE

- Flow rate up to **650 l/min** (39 m³/h)
- Head up to **15 m**

APPLICATION LIMITS

- **5 m** maximum immersion depth
- Maximum liquid temperature **+40 °C**
- Passage of solids:
 - up to **Ø 40 mm** for RANGER /35-ST
 - up to **Ø 50 mm** for RANGER /50-ST
- Minimum immersion depth for continuous service:
 - **280 mm** for RANGER /35-ST
 - **300 mm** for RANGER /50-ST

CONSTRUCTION AND SAFETY STANDARDS

The pumps are complete with:

- power cable
- float switch for single-phase versions

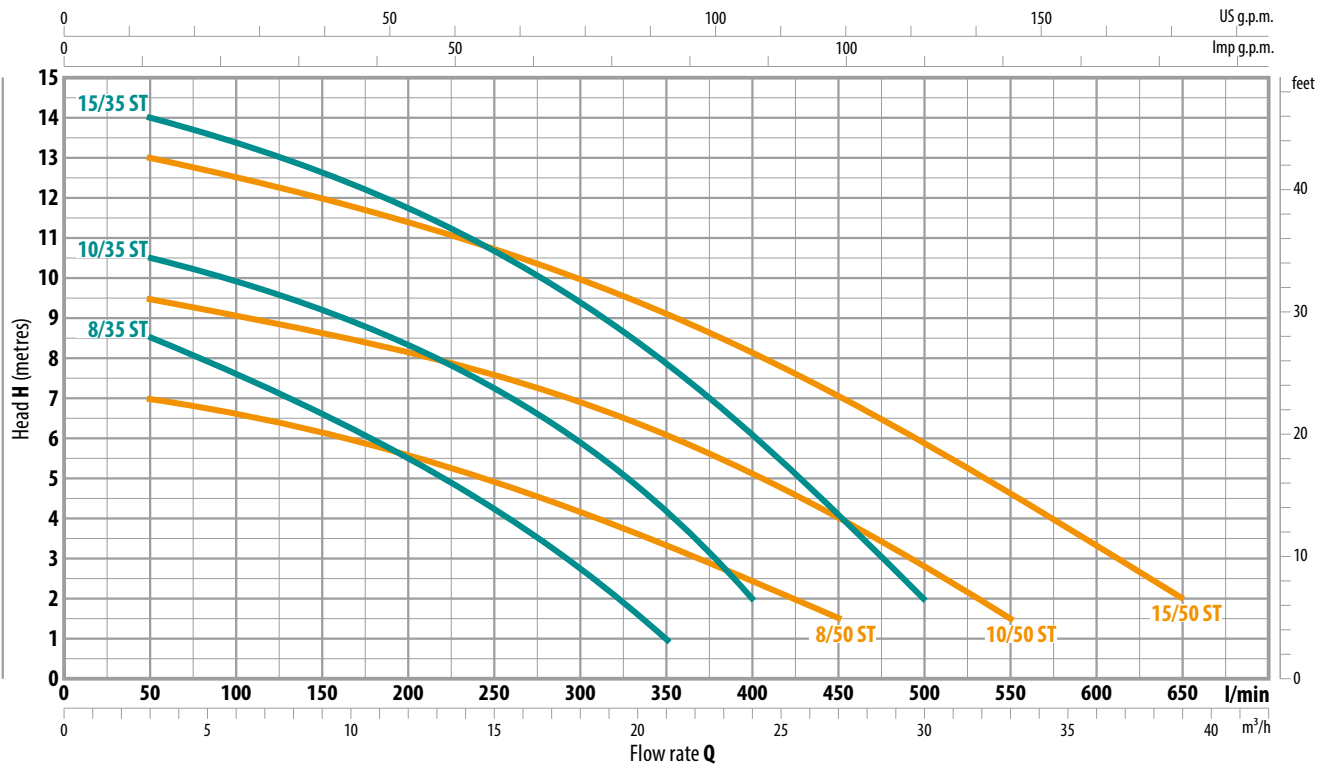
EN 60335-1
IEC 60335-1
CEI 61-150

EN 60034-1
IEC 60034-1
CEI 2-3



CHARACTERISTIC CURVES AND PERFORMANCE DATA

50 Hz | n= 2900 min⁻¹



MODEL		POWER (P ₂)		Q	Flow rate													
Single-phase	Three-phase	kW	HP		m ³ /h	0	3	6	12	18	21	24	27	30	33	36	39	
				l/min	0	50	100	200	300	350	400	450	500	550	600	650		
RANGER 8/35M ST	RANGER 8/35 ST	0.55	0.75	H metres	9.5	8.5	7.5	5.4	2.7	1								
RANGER 10/35M ST	RANGER 10/35 ST	0.75	1		11.5	10.5	10	8.3	6	4	2							
RANGER 15/35M ST	RANGER 15/35 ST	1.1	1.5		15	14	13.5	11.7	9.2	7.7	6	4.1	2					
RANGER 8/50M ST	RANGER 8/50 ST	0.55	0.75		7.5	7	6.6	5.7	4.2	3.5	2.5	1.5						
RANGER 10/50M ST	RANGER 10/50 ST	0.75	1		10	9.5	9.2	8.5	7	6	5	3.8	2.7	1.5				
RANGER 15/50M ST	RANGER 15/50 ST	1.1	1.5		13.5	13	12.5	11.5	10	9	8	7	6	4.7	3.3	2		

Q = Flow rate
H = Total manometric head

Tolerance of characteristic curves in compliance with EN ISO 9906 Grade 3B.

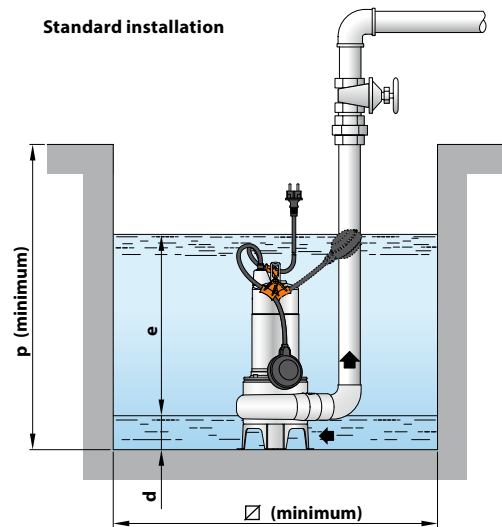
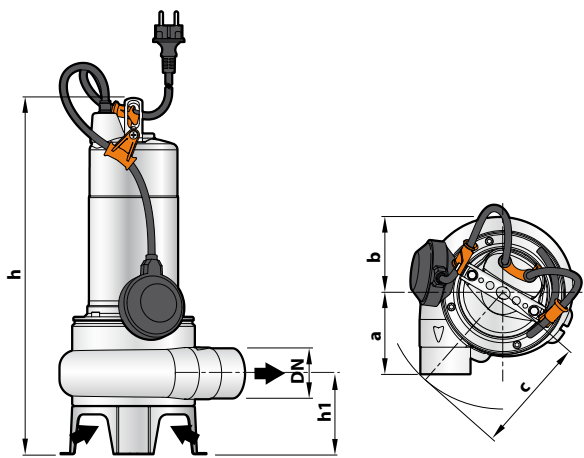
INSTALLATION AND USE

The RANGER-ST submersible pumps in stainless steel are recommended for draining filthy water in domestic, civil and industrial applications, in every case where there are solid bodies in suspension, for example water mixed with mud, groundwater, surface water. They are suitable for draining flooded areas such as cellars, underground car parks, car washes, for emptying cesspools and for sewage disposal. These pumps distinguish themselves for their reliability, which can be best appreciated under automatic operating conditions in fixed installations.

CONSTRUCTION CHARACTERISTICS

PUMP BODY	Stainless steel AISI 304 with threaded port in compliance with ISO 228/1
IMPELLER	Stainless steel AISI 304 VORTEX type
MOTOR SHAFT	Stainless steel AISI 431
SHAFT WITH DOUBLE MECHANICAL SEAL SEPARATED BY AN OIL CHAMBER	Motor side: Silicon carbide - Graphite - NBR Pump side: Silicon carbide - Silicon carbide - NBR
POWER CABLE	H07 RN-F type 10 m long power cable (with Schuko plug for single-phase versions only)

DIMENSIONS AND WEIGHT



MODEL		PORT DN	Passage of solids	DIMENSIONS mm								kg		
Single-phase	Three-phase			a	b	c	h	h1	d	e	p	Ø	1~	3~
RANGER 8/35M ST	RANGER 8/35 ST	1½"	Ø 40 mm	95	140	95	406	87	50	variable	500	500	10.3	10.0
RANGER 10/35M ST	RANGER 10/35 ST						421						11.1	10.0
RANGER 15/35M ST	RANGER 15/35 ST						430						13.1	12.1
RANGER 8/50M ST	RANGER 8/50 ST	2"	Ø 50 mm	102	145	102	430	102	60	variable	500	500	10.4	10.1
RANGER 10/50M ST	RANGER 10/50 ST						445						11.2	10.1
RANGER 15/50M ST	RANGER 15/50 ST						445						13.2	12.2

ABSORPTION

MODEL	VOLTAGE		
	Single-phase	230 V	240 V
RANGER 8/35M ST	3.5 A	3.4 A	7.0 A
RANGER 10/35M ST	4.8 A	4.6 A	9.6 A
RANGER 15/35M ST	7.4 A	7.1 A	-
RANGER 8/50M ST	3.7 A	3.5 A	7.4 A
RANGER 10/50M ST	5.0 A	4.8 A	10.0 A
RANGER 15/50M ST	7.1 A	6.8 A	-

MODEL	VOLTAGE			
	Three-phase	230 V	400 V	240 V
RANGER 8/35 ST	3.0 A	1.7 A	2.9 A	1.65 A
RANGER 10/35 ST	3.5 A	2.0 A	3.4 A	1.95 A
RANGER 15/35 ST	5.2 A	3.0 A	5.0 A	2.9 A
RANGER 8/50 ST	3.2 A	1.8 A	3.1 A	1.75 A
RANGER 10/50 ST	3.5 A	2.0 A	3.4 A	1.95 A
RANGER 15/50 ST	5.2 A	3.0 A	5.0 A	2.9 A

PALLETIZATION

MODEL		GROUPAGE n. pumps	CONTAINER n. pumps
Single-phase	Three-phase		
RANGER 8/35M ST	RANGER 8/35 ST	60	80
RANGER 10/35M ST	RANGER 10/35 ST	60	80
RANGER 15/35M ST	RANGER 15/35 ST	54	72
RANGER 8/50M ST	RANGER 8/50 ST	54	72
RANGER 10/50M ST	RANGER 10/50 ST	54	72
RANGER 15/50M ST	RANGER 15/50 ST	54	72